



Location: CMA1b - Oil St Community Liaison Centre

Report on 24-hour TSP monitoring

Action Level ($\mu\text{g}/\text{m}^3$) - 176.7

Limit Level ($\mu\text{g}/\text{m}^3$) - 260

Date	Sampling Time	Weather Condition	Filter paper no.	Filter Weight, g		Elapse Time, hr		Sampling Time, hr	Flow Rate, m^3/min			Total Volume, m^3	TSP Level, $\mu\text{g}/\text{m}^3$
				Initial	Final	Initial	Final		Initial, Q_{si}	Final, Q_{sf}	Average		
29-Dec-11	8:00	Fine	001811	2.7681	2.9791	263.08	287.08	24.00	1.24	1.24	1.24	1791	118
5-Jan-12*	16:10	Fine	001885	2.7904	2.9619	308.29	332.29	24.00	1.20	1.20	1.20	1726	99

* Due to lack of electricity supply, the 24 hr-TSPs were rescheduled from 4 Jan 2012 to 5 Jan 2012

Report on 1-hour TSP monitoring

Action Level ($\mu\text{g}/\text{m}^3$) - 320.1

Limit Level ($\mu\text{g}/\text{m}^3$) - 500

Date	Sampling Time	Weather Condition	Filter paper no.	Filter Weight, g		Elapse Time, hr		Sampling Time, hr	Flow Rate, m^3/min			Total Volume, m^3	TSP Level, $\mu\text{g}/\text{m}^3$
				Initial	Final	Initial	Final		Initial, Q_{si}	Final, Q_{sf}	Average		
30-Dec-11	8:50	Fine	001833	2.7686	2.7841	287.08	288.09	1.01	1.25	1.25	1.25	75	205
30-Dec-11	9:54	Fine	001831	2.7462	2.7596	288.09	289.09	1.00	1.20	1.15	1.17	70	190
30-Dec-11	13:00	Fine	001845	2.7614	2.7761	289.09	290.09	1.00	1.20	1.17	1.19	71	207



Location: CMA2a - Causeway Bay Community Centre

Report on 24-hour TSP monitoring

Action Level ($\mu\text{g}/\text{m}^3$) - 169.5

Limit Level ($\mu\text{g}/\text{m}^3$) - 260

Date	Sampling Time	Weather Condition	Filter paper no.	Filter Weight, g		Elapse Time, hr		Sampling Time, hr	Flow Rate, m^3/min			Total Volume, m^3	TSP Level, $\mu\text{g}/\text{m}^3$
				Initial	Final	Initial	Final		Initial, Q_{si}	Final, Q_{sf}	Average		
29-Dec-11	8:00	Fine	001784	2.7687	2.9676	10089.90	10113.90	24.00	1.45	1.45	1.45	2084	95
4-Jan-12	8:00	Fine	001843	2.7577	2.9473	10116.90	10140.90	24.00	1.43	1.45	1.44	2072	92

Report on 1-hour TSP monitoring

Action Level ($\mu\text{g}/\text{m}^3$) - 323.4

Limit Level ($\mu\text{g}/\text{m}^3$) - 500

Date	Sampling Time	Weather Condition	Filter paper no.	Filter Weight, g		Elapse Time, hr		Sampling Time, hr	Flow Rate, m^3/min			Total Volume, m^3	TSP Level, $\mu\text{g}/\text{m}^3$
				Initial	Final	Initial	Final		Initial, Q_{si}	Final, Q_{sf}	Average		
30-Dec-11	8:40	Fine	001827	2.7793	2.7952	10113.90	10114.90	1.00	1.47	1.47	1.47	88	180
30-Dec-11	9:43	Fine	001832	2.7627	2.7771	10114.90	10115.90	1.00	1.47	1.47	1.47	88	163
30-Dec-11	13:00	Fine	001828	2.7566	2.7701	10115.90	10116.90	1.00	1.47	1.47	1.47	88	153



Location: CMA3a - CWB PRE Site Office Area

Report on 24-hour TSP monitoring
 Action Level ($\mu\text{g}/\text{m}^3$) - 171
 Limit Level ($\mu\text{g}/\text{m}^3$) - 260

Date	Sampling Time	Weather Condition	Filter paper no.	Filter Weight, g		Elapse Time, hr		Sampling Time, hr	Flow Rate, m^3/min			Total Volume, m^3	TSP Level, $\mu\text{g}/\text{m}^3$
				Initial	Final	Initial	Final		Initial, Q_{si}	Final, Q_{sf}	Average		
29-Dec-11	8:00	Fine	001808	2.7504	2.9664	10657.42	10681.43	24.01	1.42	1.42	1.42	2046	106
4-Jan-12	8:00	Fine	001822	2.7609	2.9760	10684.42	10708.42	24.00	1.40	1.37	1.38	1989	108
10-Jan-12	8:00	Fine	001913	2.7718	3.0509	10711.41	10735.41	24.00	1.39	1.39	1.39	2008	139
17-Jan-12*	16:00	Fine	001890	2.7975	2.9705	10684.42	10708.42	24.00	1.33	1.33	1.33	1922	90
20-Jan-12	8:00	Cloudy	001876	2.7918	3.0144	10765.42	10789.42	24.00	1.34	1.34	1.34	1925	116
26-Jan-12	8:00	Cloudy	002051	2.8188	3.1112	10792.42	10816.42	24.00	1.40	1.37	1.39	1995	147

* Due to lack of electricity supply, the 24 hr-TSPs were rescheduled from 16 Jan 2012 to 17 Jan 2012

Report on 1-hour TSP monitoring
 Action Level ($\mu\text{g}/\text{m}^3$) - 311.3
 Limit Level ($\mu\text{g}/\text{m}^3$) - 500

Date	Sampling Time	Weather Condition	Filter paper no.	Filter Weight, g		Elapse Time, hr		Sampling Time, hr	Flow Rate, m^3/min			Total Volume, m^3	TSP Level, $\mu\text{g}/\text{m}^3$
				Initial	Final	Initial	Final		Initial, Q_{si}	Final, Q_{sf}	Average		
30-Dec-11	10:30	Fine	001850	2.7352	2.7554	10681.43	10682.42	0.99	1.39	1.39	1.39	83	244
30-Dec-11	13:00	Fine	001848	2.7488	2.7661	10682.42	10683.42	1.00	1.33	1.33	1.33	80	216
30-Dec-11	14:40	Fine	001846	2.7463	2.7648	10683.42	10684.42	1.00	1.33	1.33	1.33	80	231
5-Jan-12	8:33	Fine	001820	2.7766	2.7892	10708.42	10709.42	1.00	1.39	1.39	1.39	84	151
5-Jan-12	10:38	Fine	001757	2.7539	2.7668	10709.42	10710.42	1.00	1.36	1.39	1.38	83	156
5-Jan-12	13:00	Fine	001919	2.7773	2.7878	10710.42	10711.42	1.00	1.39	1.39	1.39	84	125
11-Jan-12	9:50	Fine	001870	2.7539	2.7707	10735.41	10736.41	1.00	1.36	1.36	1.36	82	205
11-Jan-12	13:00	Fine	001858	2.7468	2.7580	10736.41	10737.41	1.00	1.36	1.36	1.36	82	137
11-Jan-12	14:45	Fine	001937	2.7995	2.8135	10737.41	10738.41	1.00	1.39	1.39	1.39	84	167
17-Jan-12	10:00	Fine	001897	2.7891	2.7995	10738.41	10739.41	1.00	1.39	1.39	1.39	84	124
17-Jan-12	14:45	Fine	001927	2.7929	2.8023	10739.41	10740.41	1.00	1.39	1.36	1.38	83	114
17-Jan-12	15:51	Fine	001888	2.8048	2.8137	10740.41	10741.41	1.00	1.36	1.36	1.36	82	109
21-Jan-12	9:40	Cloudy	002040	2.8002	2.8125	10789.42	10790.42	1.00	1.34	1.34	1.34	80	153
21-Jan-12	13:00	Cloudy	001953	2.7926	2.8073	10790.42	10791.42	1.00	1.34	1.34	1.34	80	183
21-Jan-12	14:05	Cloudy	002047	2.7818	2.7944	10791.42	10792.42	1.00	1.37	1.37	1.37	82	154
27-Jan-12	13:00	Cloudy	001892	2.8161	2.8312	10816.42	10817.42	1.00	1.43	1.43	1.43	86	176
27-Jan-12	16:00	Cloudy	001719	2.7715	2.7887	10817.42	10818.42	1.00	1.34	1.34	1.34	80	214
27-Jan-12	17:00	Cloudy	001724	2.7700	2.7879	10818.42	10819.42	1.00	1.34	1.37	1.35	81	220



Location: CMA4a - SPCA

Report on 24-hour TSP monitoring

Action Level ($\mu\text{g}/\text{m}^3$) - 171.2
Limit Level ($\mu\text{g}/\text{m}^3$) - 260

Date	Sampling Time	Weather Condition	Filter paper no.	Filter Weight, g		Elapse Time, hr		Sampling Time, hr	Flow Rate, m^3/min			Total Volume, m^3	TSP Level, $\mu\text{g}/\text{m}^3$
				Initial	Final	Initial	Final		Initial, Q_{si}	Final, Q_{sf}	Average		
29-Dec-11	8:00	Fine	001807	2.7473	2.9013	14308.31	14332.32	24.01	1.26	1.28	1.27	1827	84
4-Jan-12	8:00	Fine	001841	2.7342	2.8990	14335.32	14359.31	23.99	1.33	1.33	1.33	1911	86
10-Jan-12	8:00	Fine	001912	2.7903	2.9925	14362.31	14386.31	24.00	1.33	1.30	1.32	1894	107
16-Jan-12	8:00	Fine	001898	2.7943	2.9291	14389.31	14413.32	24.01	1.35	1.28	1.32	1895	71
20-Jan-12	8:00	Cloudy	001891	2.8053	3.0021	14416.32	14440.32	24.00	1.10	1.10	1.10	1590	124
26-Jan-12	8:00	Cloudy	001960	2.7755	2.9830	14443.32	14467.32	24.00	1.38	1.38	1.38	1980	105

Report on 1-hour TSP monitoring

Action Level ($\mu\text{g}/\text{m}^3$) - 312.5
Limit Level ($\mu\text{g}/\text{m}^3$) - 500

Date	Sampling Time	Weather Condition	Filter paper no.	Filter Weight, g		Elapse Time, hr		Sampling Time, hr	Flow Rate, m^3/min			Total Volume, m^3	TSP Level, $\mu\text{g}/\text{m}^3$
				Initial	Final	Initial	Final		Initial, Q_{si}	Final, Q_{sf}	Average		
30-Dec-11	10:30	Fine	001830	2.7387	2.7506	14332.32	14333.32	1.00	1.30	1.28	1.29	77	154
30-Dec-11	13:00	Fine	001826	2.7488	2.7602	14333.32	14334.32	1.00	1.32	1.32	1.32	79	143
30-Dec-11	14:52	Fine	001844	2.7421	2.7546	14334.32	14335.32	1.00	1.32	1.32	1.32	79	157
5-Jan-12	8:46	Fine	001754	2.7596	2.7673	14359.31	14360.31	1.00	1.30	1.33	1.32	79	98
5-Jan-12	10:52	Fine	001758	2.7382	2.7455	14360.31	14361.31	1.00	1.30	1.33	1.32	79	93
5-Jan-12	13:00	Fine	001908	2.7769	2.7830	14361.31	14362.31	1.00	1.33	1.33	1.33	80	77
11-Jan-12	9:55	Fine	001906	2.7969	2.8073	14386.31	14387.31	1.00	1.30	1.30	1.30	78	133
11-Jan-12	13:00	Fine	001934	2.8082	2.8192	14387.31	14388.31	1.00	1.30	1.30	1.30	78	141
11-Jan-12	14:49	Fine	001899	2.7985	2.8125	14388.31	14389.31	1.00	1.33	1.30	1.32	79	177
17-Jan-12	10:00	Fine	001942	2.8010	2.8104	14413.32	14414.32	1.00	1.28	1.28	1.28	77	122
17-Jan-12	15:00	Fine	001887	2.7975	2.8047	14414.32	14415.32	1.00	1.28	1.28	1.28	77	94
17-Jan-12	16:12	Fine	001889	2.8104	2.8199	14415.32	14416.32	1.00	1.28	1.28	1.28	77	124
21-Jan-12	9:30	Cloudy	002039	2.7914	2.7981	14440.32	14441.32	1.00	1.33	1.33	1.33	80	84
21-Jan-12	13:00	Cloudy	001952	2.7786	2.7868	14441.32	14442.32	1.00	1.33	1.33	1.33	80	103
21-Jan-12	14:10	Cloudy	002048	2.8035	2.8114	14442.32	14443.32	1.00	1.33	1.33	1.33	80	99
27-Jan-12	13:00	Cloudy	001893	2.8011	2.8102	14467.32	14468.32	1.00	1.38	1.38	1.38	83	110
27-Jan-12	14:41	Cloudy	001720	2.7704	2.7785	14468.32	14469.32	1.00	1.38	1.38	1.38	83	98
27-Jan-12	15:51	Cloudy	001718	2.7755	2.7826	14469.32	14470.32	1.00	1.38	1.38	1.38	83	86



Location: CMA5a - Children Garden opposite to Pedestrian Plaza

Report on 24-hour TSP monitoring

Action Level ($\mu\text{g}/\text{m}^3$) - 181
Limit Level ($\mu\text{g}/\text{m}^3$) - 260

181
260

Date	Sampling Time	Weather Condition	Filter paper no.	Filter Weight, g		Elapse Time, hr		Sampling Time, hr	Flow Rate, m^3/min			Total Volume, m^3	TSP Level, $\mu\text{g}/\text{m}^3$
				Initial	Final	Initial	Final		Initial, Q_{si}	Final, Q_{sf}	Average		
29-Dec-11	8:00	Fine	001785	2.7761	2.9278	15301.90	15325.81	23.91	1.26	1.26	1.26	1803	84
4-Jan-12	8:00	Fine	001825	2.7610	2.9276	15328.81	15352.81	24.00	1.31	1.31	1.31	1885	88
10-Jan-12	8:00	Fine	001855	2.7409	2.9240	15355.81	15379.74	23.93	1.28	1.28	1.28	1843	99
16-Jan-12	8:00	Fine	001935	2.7906	2.8929	15382.74	15406.74	24.00	1.28	1.28	1.28	1850	55
20-Jan-12	8:00	Cloudy	001860	2.7398	2.8923	15409.74	15433.74	24.00	1.29	1.29	1.29	1851	82
26-Jan-12	8:00	Cloudy	001958	2.7784	2.9473	15436.74	15460.74	24.00	1.29	1.26	1.28	1837	92

Report on 1-hour TSP monitoring

Action Level ($\mu\text{g}/\text{m}^3$) - 332
Limit Level ($\mu\text{g}/\text{m}^3$) - 500

Date	Sampling Time	Weather Condition	Filter paper no.	Filter Weight, g		Elapse Time, hr		Sampling Time, hr	Flow Rate, m^3/min			Total Volume, m^3	TSP Level, $\mu\text{g}/\text{m}^3$
				Initial	Final	Initial	Final		Initial, Q_{si}	Final, Q_{sf}	Average		
30-Dec-11	8:00	Fine	001835	2.7655	2.7770	15325.81	15326.81	1.00	1.26	1.26	1.26	75	152
30-Dec-11	9:08	Fine	001837	2.7601	2.7719	15326.81	15327.81	1.00	1.28	1.28	1.28	77	153
30-Dec-11	10:57	Fine	001829	2.7562	2.7704	15327.81	15328.81	1.00	1.28	1.28	1.28	77	185
5-Jan-12	8:20	Fine	001840	2.7484	2.7574	15352.81	15353.80	0.99	1.31	1.31	1.31	78	116
5-Jan-12	10:15	Fine	001853	2.7338	2.7405	15353.80	15354.80	1.00	1.24	1.21	1.22	73	91
5-Jan-12	13:00	Fine	001854	2.7532	2.7597	15354.81	15355.81	1.00	1.26	1.24	1.25	75	87
11-Jan-12	8:02	Fine	001872	2.8076	2.8152	15379.74	15380.74	1.00	1.28	1.28	1.28	77	99
11-Jan-12	9:08	Fine	001857	2.7469	2.7533	15380.74	15381.74	1.00	1.21	1.21	1.21	73	88
11-Jan-12	10:20	Fine	001905	2.7694	2.7777	15381.74	15382.74	1.00	1.28	1.28	1.28	77	108
17-Jan-12	8:02	Fine	001868	2.7801	2.7887	15406.74	15407.74	1.00	1.26	1.26	1.26	76	114
17-Jan-12	9:04	Fine	001866	2.7626	2.7760	15407.74	15408.74	1.00	1.28	1.28	1.28	77	174
17-Jan-12	10:25	Fine	001943	2.7828	2.7898	15408.74	15409.74	1.00	1.28	1.28	1.28	77	91
21-Jan-12	8:00	Cloudy	002035	2.8081	2.8206	15433.74	15434.74	1.00	1.29	1.29	1.29	77	162
21-Jan-12	9:03	Cloudy	002037	2.7730	2.7871	15434.74	15435.74	1.00	1.29	1.29	1.29	77	183
21-Jan-12	13:00	Cloudy	001954	2.8049	2.8155	15435.74	15436.74	1.00	1.17	1.17	1.17	70	152
27-Jan-12	13:25	Cloudy	002068	2.8156	2.8246	15460.74	15461.74	1.00	1.17	1.22	1.19	72	126
27-Jan-12	14:38	Cloudy	002074	2.7750	2.7824	15461.74	15462.74	1.00	1.26	1.26	1.26	76	98
27-Jan-12	15:41	Cloudy	002072	2.7888	2.7943	15462.74	15463.74	1.00	1.22	1.29	1.25	75	73



Location: CMA6a - WD2 PRE Office

Report on 24-hour TSP monitoring

Action Level - 187.3 $\mu\text{g}/\text{m}^3$
Limit Level - 260 $\mu\text{g}/\text{m}^3$

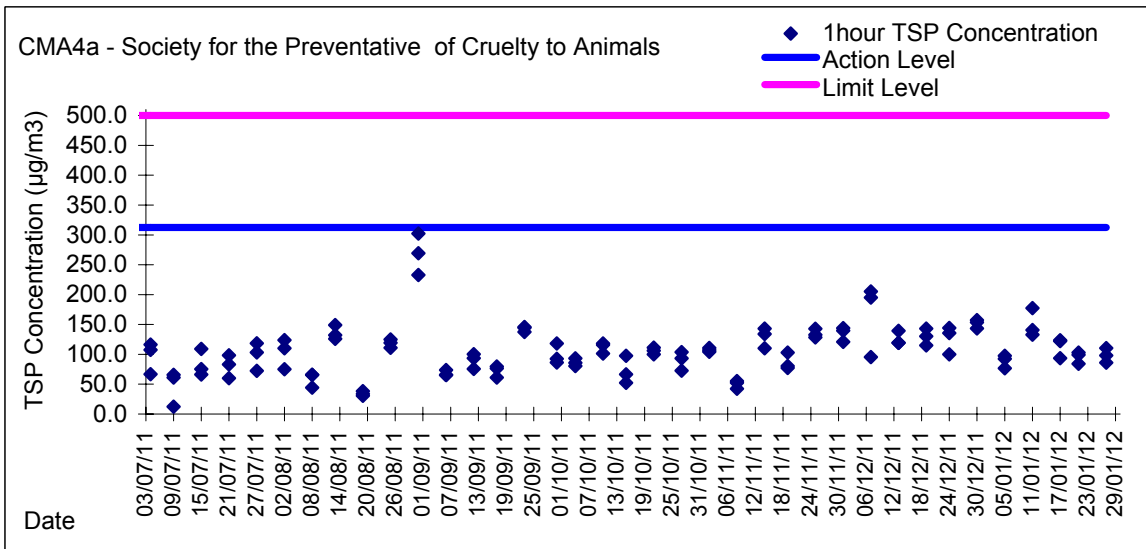
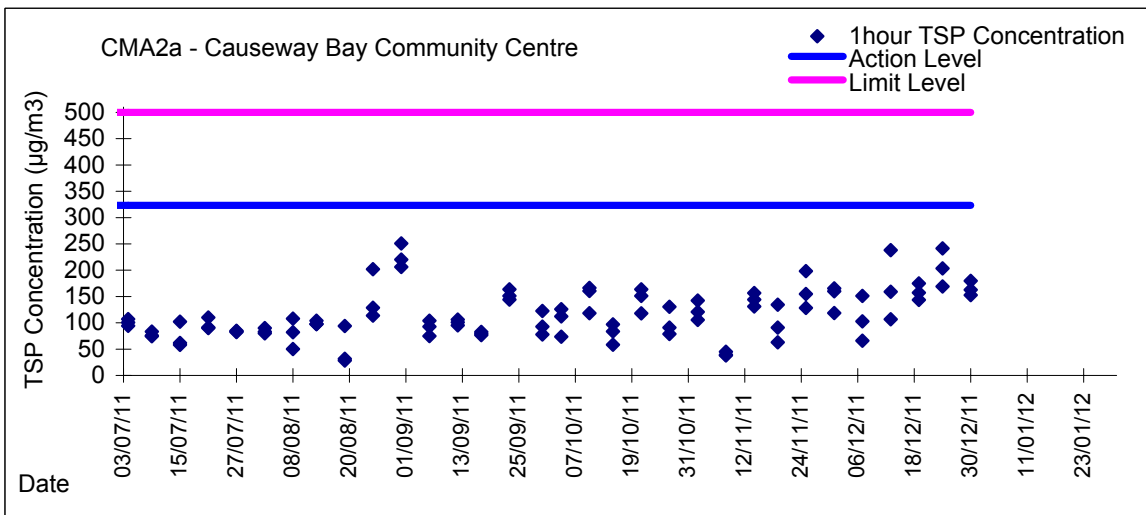
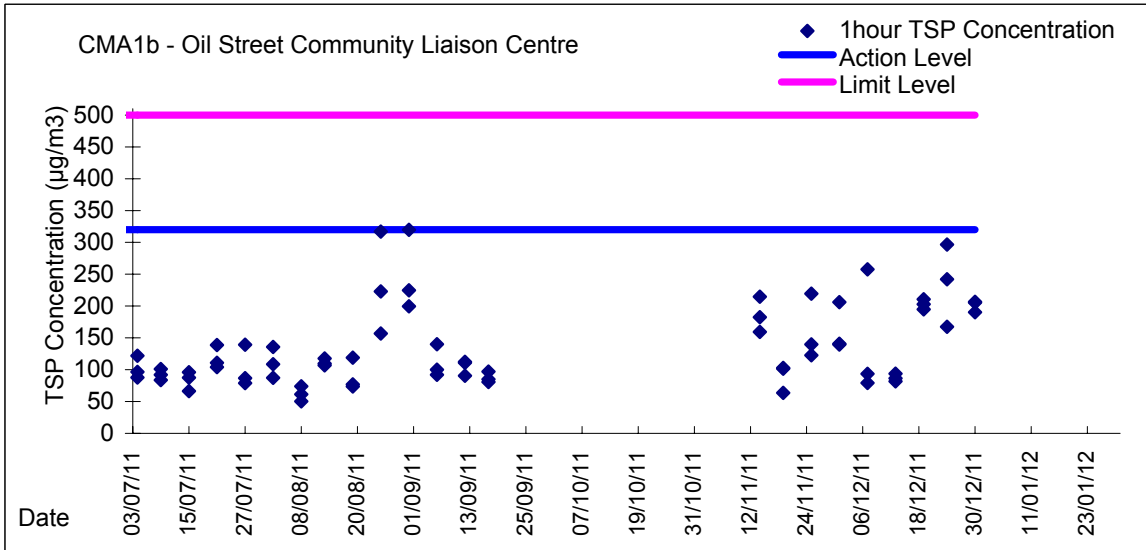
Date	Sampling Time	Weather Condition	Filter paper no.	Filter Weight, g		Elapse Time, hr		Sampling Time, hr	Flow Rate, m^3/min			Total Volume, m^3	TSP Level, $\mu\text{g}/\text{m}^3$
				Initial	Final	Initial	Final		Initial, Q_{si}	Final, Q_{sf}	Average		
29-Dec-11	8:00	Fine	001815	2.7789	2.9299	13590.72	13614.72	24.00	1.21	1.21	1.21	1747	86
4-Jan-12	8:00	Fine	001823	2.7489	2.9072	13617.72	13641.72	24.00	1.25	1.25	1.25	1797	88
10-Jan-12	8:00	Fine	001874	2.7933	3.0052	13644.71	13668.72	24.01	1.25	1.28	1.26	1817	117
16-Jan-12	8:00	Fine	001936	2.7987	2.9194	13671.72	13695.73	24.01	1.25	1.25	1.25	1797	67
20-Jan-12	8:00	Cloudy	001861	2.7476	2.8786	13698.73	13722.73	24.00	1.25	1.25	1.25	1797	73
26-Jan-12	8:00	Cloudy	002049	2.7816	2.9593	13720.73	13749.73	29.00	1.19	1.19	1.19	2075	86

Report on 1-hour TSP monitoring

Action Level - 300.1 $\mu\text{g}/\text{m}^3$
Limit Level - 500 $\mu\text{g}/\text{m}^3$

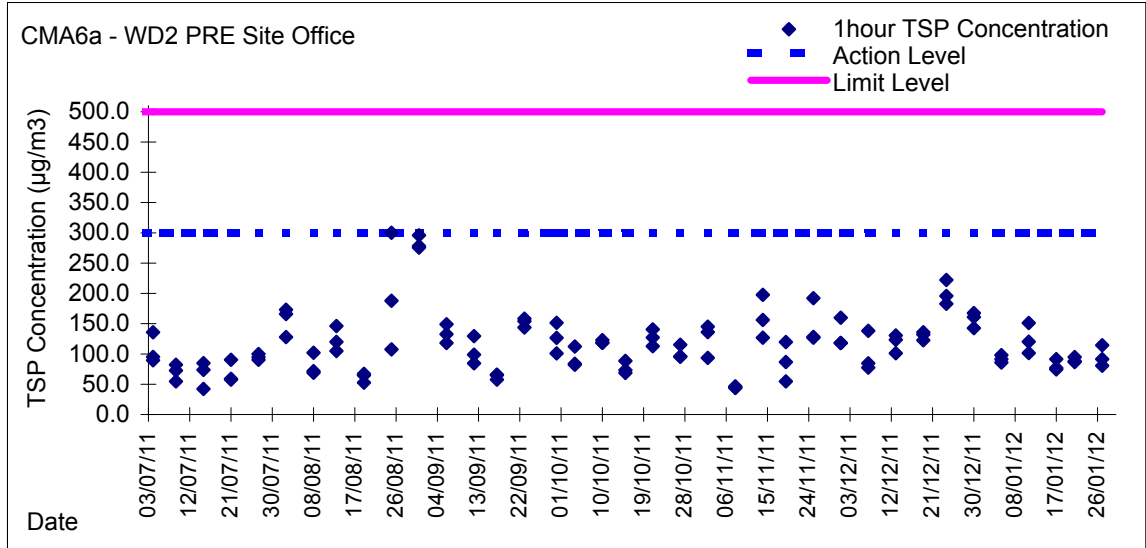
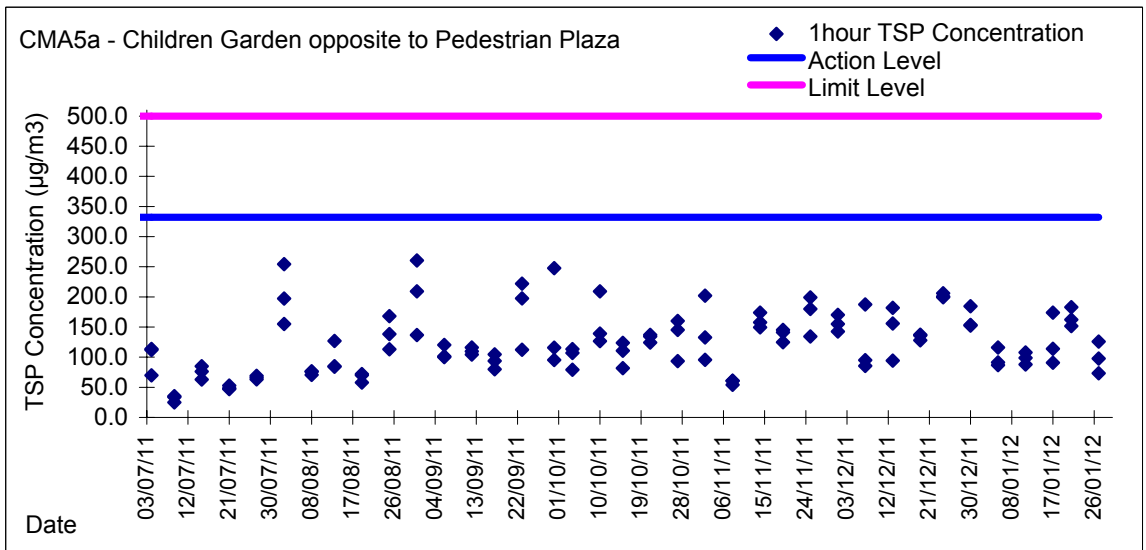
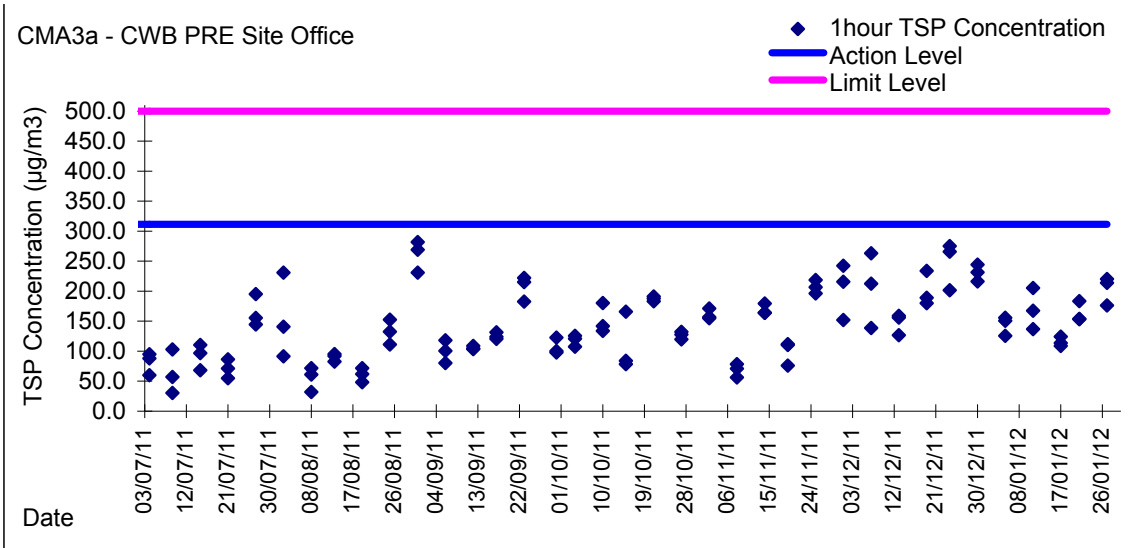
Date	Sampling Time	Weather Condition	Filter paper no.	Filter Weight, g		Elapse Time, hr		Sampling Time, hr	Flow Rate, m^3/min			Total Volume, m^3	TSP Level, $\mu\text{g}/\text{m}^3$
				Initial	Final	Initial	Final		Initial, Q_{si}	Final, Q_{sf}	Average		
30-Dec-11	8:18	Fine	001750	2.7705	2.7833	13614.72	13615.72	1.00	1.27	1.27	1.27	76	167
30-Dec-11	9:21	Fine	001839	2.7396	2.7519	13615.72	13616.72	1.00	1.27	1.27	1.27	76	161
30-Dec-11	10:55	Fine	001842	2.7457	2.7566	13616.72	13617.72	1.00	1.27	1.27	1.27	76	143
5-Jan-12	8:35	Fine	001851	2.7443	2.7518	13641.72	13642.72	1.00	1.28	1.28	1.28	77	98
5-Jan-12	9:55	Fine	001852	2.7522	2.7587	13642.72	13643.71	0.99	1.28	1.28	1.28	76	86
5-Jan-12	13:00	Fine	001875	2.7971	2.8041	13643.71	13644.71	1.00	1.28	1.28	1.28	77	91
11-Jan-12	8:10	Fine	001856	2.7499	2.7575	13668.72	13669.72	1.00	1.25	1.25	1.25	75	102
11-Jan-12	9:18	Fine	001871	2.8293	2.8406	13669.72	13670.72	1.00	1.25	1.25	1.25	75	151
11-Jan-12	10:30	Fine	001869	2.7370	2.7462	13670.72	13671.72	1.00	1.28	1.28	1.28	77	120
17-Jan-12	8:10	Fine	001859	2.7541	2.7598	13695.73	13696.73	1.00	1.28	1.28	1.28	77	74
17-Jan-12	9:18	Fine	001865	2.7591	2.7661	13696.73	13697.73	1.00	1.28	1.28	1.28	77	91
17-Jan-12	10:37	Fine	001944	2.7871	2.7930	13697.73	13698.73	1.00	1.28	1.28	1.28	77	77
21-Jan-12	8:05	Cloudy	002036	2.7878	2.7949	13722.73	13723.73	1.00	1.25	1.25	1.25	75	95
21-Jan-12	9:10	Cloudy	002038	2.8085	2.8151	13723.73	13724.73	1.00	1.25	1.25	1.25	75	88
21-Jan-12	13:00	Cloudy	002044	2.8109	2.8174	13724.73	13725.73	1.00	1.25	1.25	1.25	75	87
27-Jan-12	13:13	Cloudy	002067	2.8005	2.8091	13749.73	13750.73	1.00	1.28	1.22	1.25	75	115
27-Jan-12	14:17	Cloudy	002073	2.7803	2.7862	13750.73	13751.73	1.00	1.22	1.22	1.22	73	80
27-Jan-12	15:22	Cloudy	002071	2.8032	2.8099	13751.73	13752.73	1.00	1.22	1.22	1.22	73	91

Graphic Presentation of 1 hour TSP Result



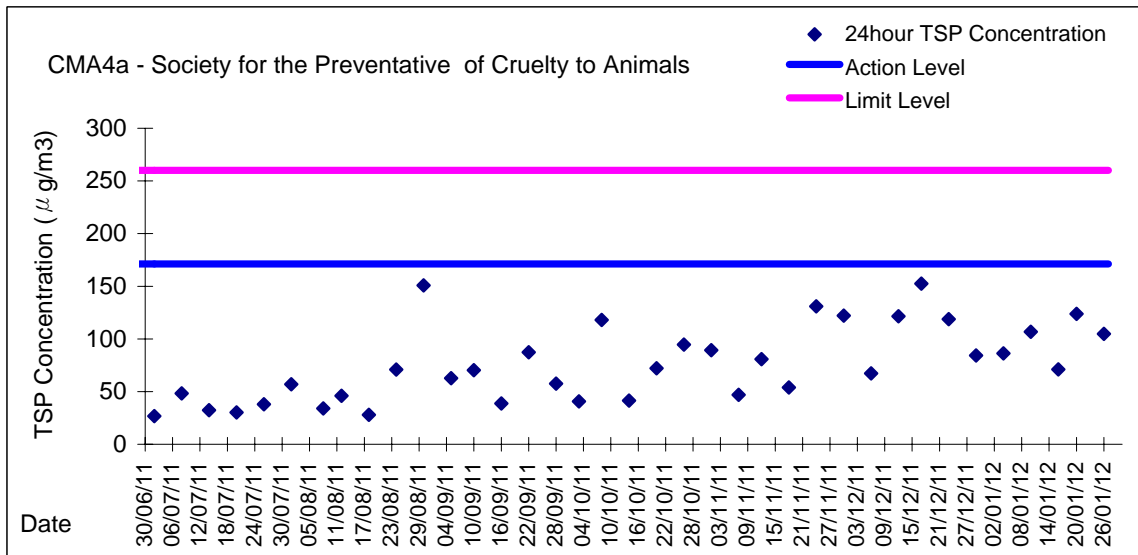
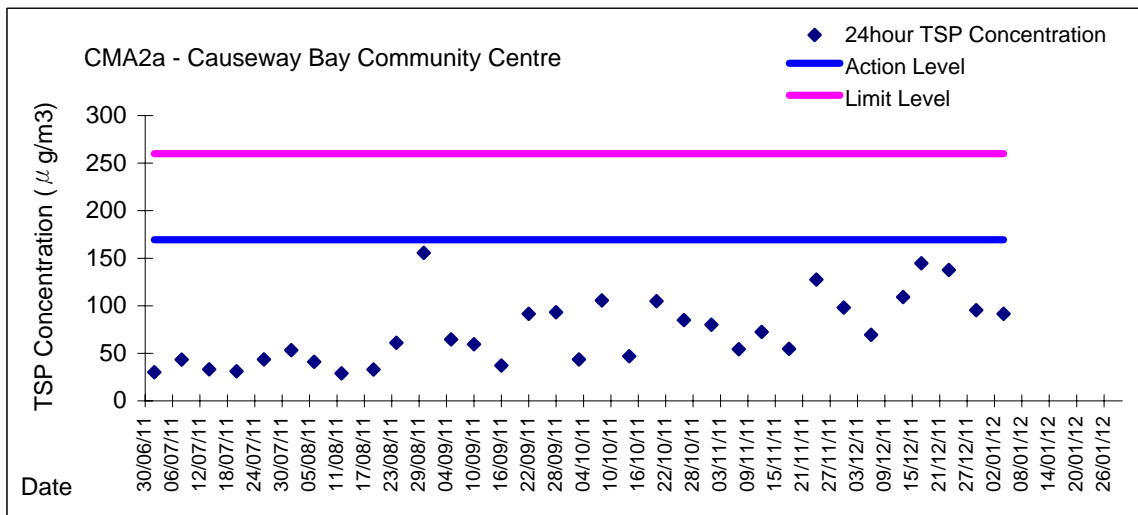
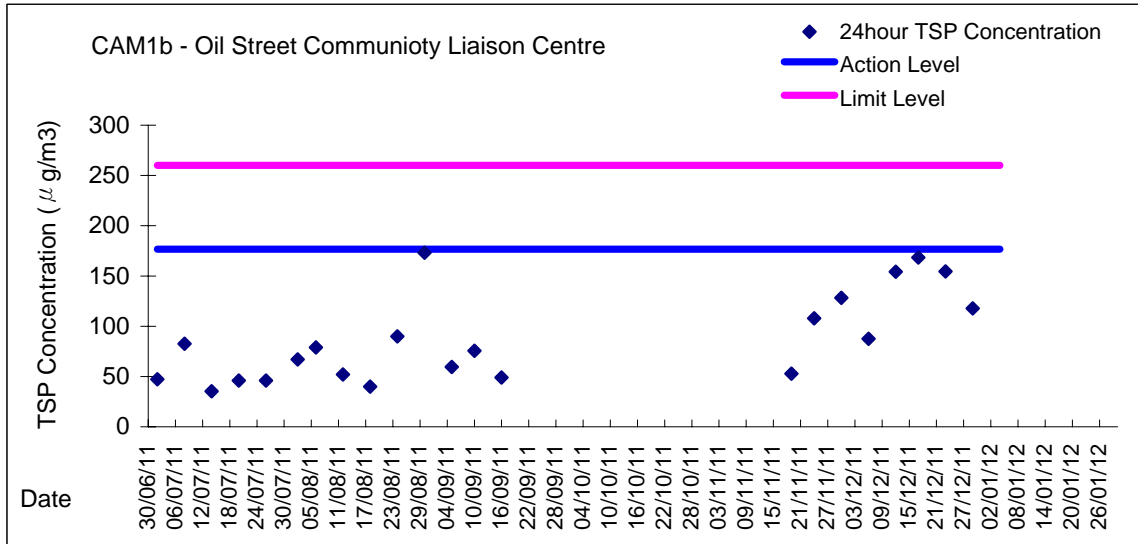


Graphic Presentation of 1 hour TSP Result





Graphic Presentation of 24 hour TSP Result





Graphic Presentation of 24 hour TSP Result

